



10W Fixed Prong USB Adapter - AUS



Features

- Fixed Input Prong Design
- Energy Efficient Design
- USB A Receptacle
- Complies with Greenhouse and Energy Minimum Standards Act 2012

Applications

- Tablets
- Personal Electronics
- Networking Equipment
- Peripherals

PRELIMINARY

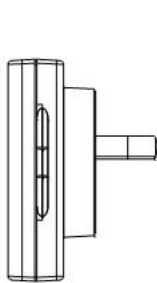
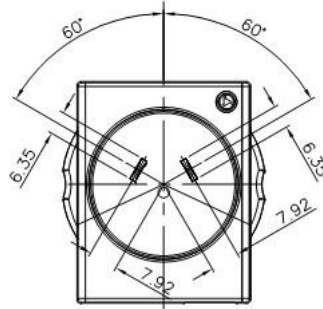
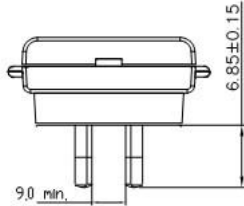


PSA10FS Specifications¹

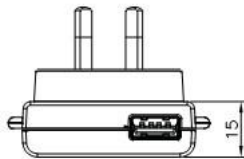
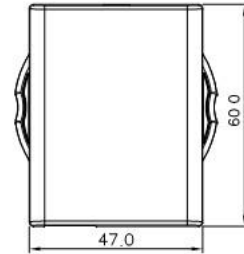
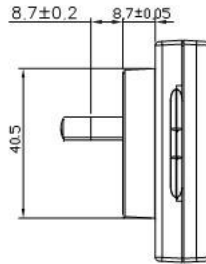
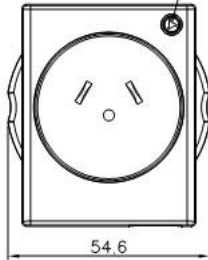
Model		PSA10FS-050Q-R ²	PSA10FS-050Q(D)-R ³
Output	DC Output Voltage	5.0V	
	Max Current	2.0A	
	Output Power	10.0W	
	Regulation	± 5%	
	Ripple & Noise P-P(max) ⁴	200mV	
Input Protection	AC Input Voltage Range	90 to 264VAC	
	AC Input Frequency	47 to 63Hz	
	Input Current	0.3A RMS max @120VAC, 0.15A RMS max @240VAC	
	Inrush Current	60A max. at 240VAC	
	No Load Power Consumption at 115VAC Input	≤0.100W	
	No Load Power Consumption at 230VAC Input	≤0.100W	
	115VAC Average Efficiency ⁵	≥78.7%	
	230VAC Average Efficiency ⁵	≥78.7%	
	Leakage Current	100uA max at 240VAC	
	Over-Voltage	6.3VDC max. Auto-restart	
	Short Circuit	Must withstand continuous short circuit	
	Over-Current	2.5A when < 3V, Auto-restart	
Environmental	Operating Temperature	0°C to +40°C	
	Non-Operating Temperature	-40° to +85°C	
	Operating Humidity	10 to +90% Relative Humidity	
Safety Approvals and EMC	Dielectric Withstand (HI-POT)	Primary to Secondary: 3000VAC for 1min, 10mA	
	Insulation Resistance	DC 500V, >7M ohm	
	Standards	AS/NZS 62368-1	
	EMI Emissions	AS/NZS/CISPR 32 Class B Conducted and Radiated	
	Harmonic Current Emissions	IEC 61000-3-2	
	Voltage Fluctuations & Flicker	IEC 61000-3-3	
	Immunity	EN 55024/CISPR 24: IEC 61000-4-2 (+/- 8kV air, +/- 4kV contact), IEC 61000-4-3, IEC 61000-4-4, IEC 61000-4-5 (+/- 1kV), IEC 61000-4-6, IEC 61000-4-8, IEC 61000-4-11	
Mechanical	Dimensions (L x W x H)	60.0mm (2.36in) x 54.6mm (2.15in) x 40.6mm (1.60in)	
	Weight	40.0g	
	AC Input	AS/NZS fixed blade	
	DC Output Connector	USB-A	
Notes	<ol style="list-style-type: none"> The specifications defined are at ambient temperature of 25°C, unless otherwise specified. Voltage to be measured at USB A connector (Pins 1,4) Output to compensate for voltage drop in USB cable by 400mV at full load. Voltage to be measured with USB cable (1.5meter AWG#24) at micro USB connector end (Pins 1, 5). 20MHz bandwidth frequency oscilloscope, add a 0.1µF multilayer Cap. and Low ESR Electrolytic Cap. (10µF) at output connector terminals (nominal line voltage, full load). Efficiency is measured after 30 minutes burn-in. 		



PSA10FS Outline Drawing



SCREW
P/N.562E2523099-XXX



Pin1: +5V
Pin2: D-
Pin3: D+ } Shorted
Pin4: GND



PREL



USB Cables – Sold Separately

Unit: mm

Part no: IP-USB1(C10)S	Desc: USB-A to Micro-B – 1 Meter – Black
Part no: IPUSB1CS	Desc: USB to Mini-B – 1.5 Meter – Black
Part no: IPUSB1MS	Desc: USB-A to Micro-B – 1.5 Meter – Black
Part no: IPUSB1M5LD	Desc: USB-A to Micro-B – 24AWG – Low Drop – 1.5 Meter – Black
Part no: IPUSB1P5	Desc: USB-A to Micro-B – 1 Meter – 24AWG – Black
Part no: IPUSB1P5W	Desc: USB-A to Micro-B – 1 Meter – 24AWG – White