

# ECS-200

## 200W DC UNINTERRUPTIBLE POWER SUPPLY

### GENERAL FEATURES:

- Battery cut off when battery low
- Battery constant current charging
- 4 Selectable current charging levels
- Step mains to battery without voltage dips
- Supply fail alarm
- Battery low alarm
- Parallel connection allowable (24 and 48V models)
- Battery not included



	12Vdc output	24Vdc output	48Vdc output
110 /230 Vac input	ECS-200-5183	ECS-200-5187	ECS-200-5189



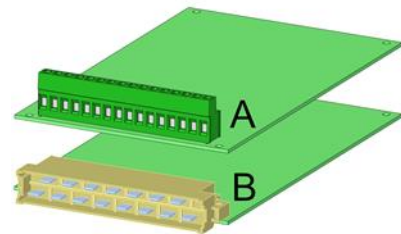
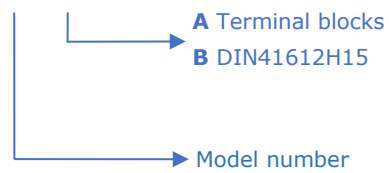
<b>INPUT</b>	
Input voltage	100 /220 Vac $\pm$ 20%
Mains frequency range	47 ... 63Hz
Inrush current	<32A
<b>OUTPUT</b>	
Output voltage range	-0, +20%Von
Line regulation	<0,2%
Ripple	< 50 mVpp
Charging current tolerance	<10%
<b>ENVIRONMENTAL</b>	
Storage temperature	-25°C ... 80°C
Operating temperature	-25 ... 50°C (Po=nom) -25 ... 70°C (Po=nom/2)
Maximum Relative humidity	95% with no condensation
MTBF	350.000h @ 40°C according to IEC61709
<b>EMC</b>	
Emission	IEC61000-6-4, EN50212-4
Immunity	IEC61000-6-2, EN50212-4
<b>SAFETY</b>	
Safety	IEC60950-1, IEC62368-1
Input - Output	3000Vac 50Hz 1 min
Input - Earth	2000Vac (1500Vac for model 5183) 50Hz 1 min
Output - Earth	2000Vac (1500Vac for model 5183) 50Hz 1 min
<b>MECHANICAL</b>	
Weigh	780g
Size	100 x 220 x 45 mm
<b>CONTROL</b>	
Supply fail alarm	Mains failure, overload or power supply fault
Battery low alarm	Discharge, ageing or short-circuit
Alarms	Relay contacts
Maximum switching voltage:	120Vac / 24Vdc
Maximum switching power:	100VA / 24W
Maximum switching current:	1A
Minimum switching value:	1mA @ 1V
<b>PROTECTIONS</b>	
Against overloads and short-circuits	Current limiting
Battery protection against deep discharges	Battery cut off
Battery protection against overloads	By fuse
Against Input over-currents	Input fuse



## ORDERING CODES

Part Number	Output				Battery		Charging current selection			
	Nominal Voltage [V]	Maximum Rectifier Power [W]	Maximum Rectifier Current [A]	Maximum Battery current [A]	Floating Voltage [V]	Cut off Voltage [V]	I1 [A]	I2 [A]	I3 Factory setting [A]	I4 [A]
<b>ECS-200-5183</b>	12	200	14.7	20	13.6	10	2.00	2.4	4.8	9.6
<b>ECS-200-5187</b>	24	225	8.30	15	27.2	20	1.00	1.2	2.4	4.8
<b>ECS-200-5189</b>	48	230	4.20	6	54.4	40	0.44	0.6	1.2	2.4

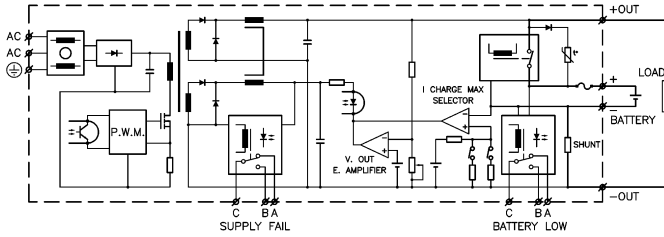
ECS-200-518\_ \_



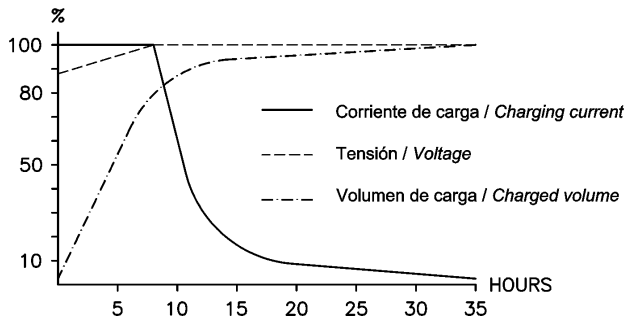
Accessories must be ordered in a separated order line



## BLOCKS DIAGRAM

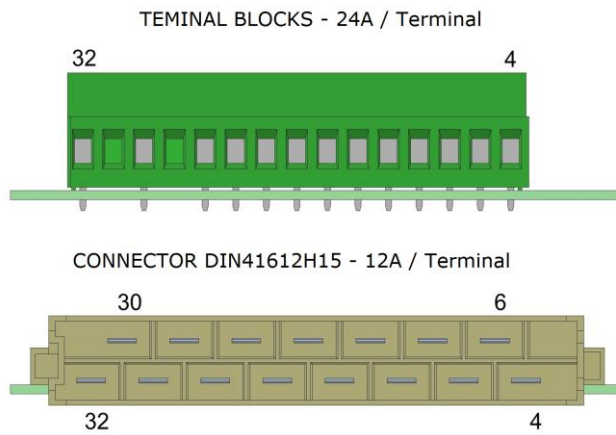


## CHARGING CHARACTERISTIC



Batería	Battery	Plomo / Lead
V Carga	V Charge	2.28V/cel
I Carga	I charge	0.1C
Temperatura	Temperature	20°C

## CONNEXIONS



Pin out	
+Output	6
-Output	8
+Battery	4
-Battery	16
Supply fail A	10
Supply fail B	12
Supply fail C	14
Battery low A	18
Battery low B	20
Battery low C	22
Ground (PE)	24
Neutral	28
Line	32

## DESCRIPTION

ECS-200  
200W DC-UPS

This series consists of three models of a power supply-charger which, in the presence of mains voltage, supplies regulated voltage, while at the same time charging the battery in a controlled way. The range is ideal for charging lead-acid batteries of 12V, 24V, and 48V with capacities of up to 48Ah, 24Ah, and 12Ah respectively.

The device comprises a switched-mode power supply and a charging current limiter circuit, which provides for constant-voltage battery charging with limited charging current. It also incorporates an alarm circuitry which acts independently, when mains or power supply failure or a low battery condition occurs. The alarm outputs are the switched, potential-free contacts of relays.

### Mains operation

When the mains supply is on, the output current is obtained directly from the power supply. The maximum battery charging current can be selected by the user by means of DIL-switch (see figure). The maximum battery charging current will be equal to the set current or equal to the rated current less the output current; the floating voltage will be equal to the output voltage.

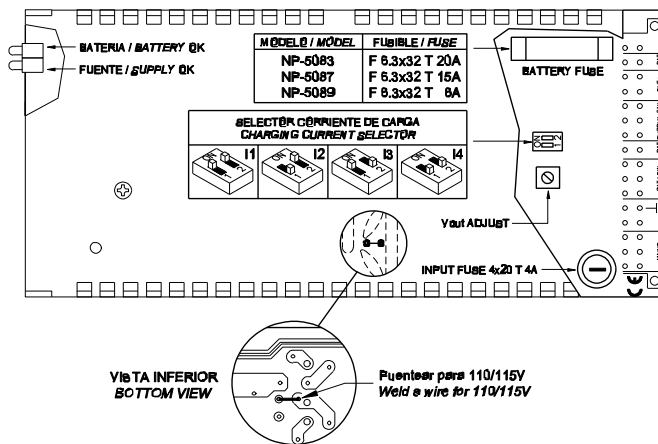
The system allows the temporary supply of an output current higher than the rated current. The average of this additional current, which is obtained from the battery, should not exceed the charging current as, otherwise, the battery would finally discharge.

If the power supply has no output, due to a mains voltage outage or to a failure in the power supply, the supply failure alarm will be triggered.

### Operation without mains supply

When there is no mains supply, the battery comes, uninterruptedly, into operation and the output current is obtained from the battery. The output voltage will then depend on the battery discharge curve.

If the battery runs flat, the low battery alarm will be triggered. It will be disconnected from the output by way of a relay to prevent a deep discharge of the battery. When the mains supply returns, the UPS may take several minutes to supply the established battery charging current. During this time, the battery is charged with a small current until the low battery status is overcome. At that moment, the low battery alarm is reset, the relay closes, and the battery starts to charge normally.



## INSTALLATION

Make the connections according to the pin out table.

If the battery charging current required is different from the factory set, this can be changed using a small screwdriver through the groove on the cover (see figure).

To make a quick check of the state of the battery, we recommend stopping the power supply because if this is running, the low battery alarm would not be triggered.

### For safety reasons it is required:

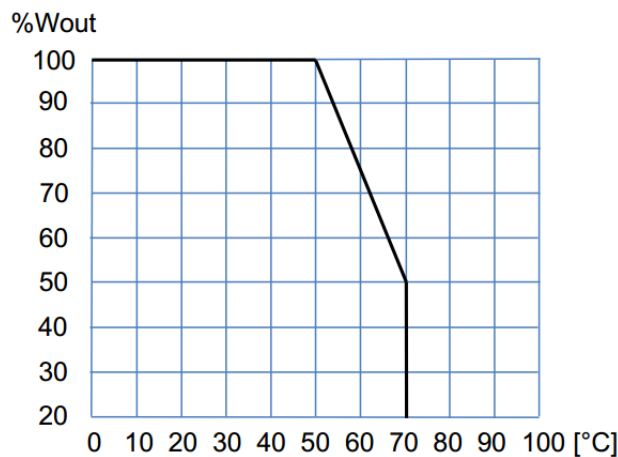
To incorporate an easily accessible means of disconnecting from the mains supply.

Upon replacing the mains fuse, make sure one of the same rating is used and with the power supply disconnected from the mains.

To provide the equipment with a protective enclosure, in compliance with the Electrical Safety Regulations and Directives in the country where it is installed.

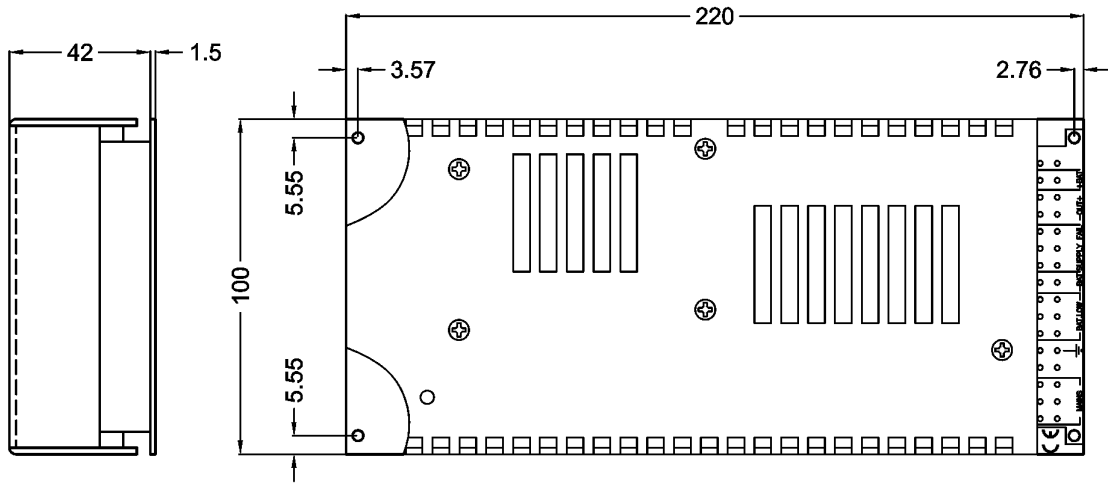
To use a mains connection cable with a cross section of at least 0.75mm<sup>2</sup>.

## POWER DERATING vs AMBIENT TEMP.





## DIMENSIONS



## ACCESSORIES

ACCESSORIES	CODE
Rack 19" frontal panel (3U 9TE)	NP-9197
Mounting base	NP-9125
Din rail clip for mounting base	NP-9135

NP-9197



NP-9125



NP-9135





## CE|UK CA EU, UKCA DECLARATION OF CONFORMITY

The undersigned, representing the following:

Manufacturer: PREMIUM, S. A.,  
Address: C/ DolorsAleu 19-21, 08908 L'Hospitalet de Llobregat, SPAIN

herewith declares that the product:

Type: DC UPS  
Models: **ECS-200-5183... 5189**

is in conformity with the provisions of the following EU directive(s):

2014/35/EU SI 2016 No 1101	Low voltage / The electrical equipment (safety) regulations
2014/30/EU SI 2016 No 1091	EMC / Electromagnetic compatibility regulations
2015/863/EU SI 2012 No. 3032	RoHS / Restriction of the use of certain hazardous substances in electrical and electronic equipment

and that standards and/or technical specifications referenced below have been applied:

IEC 60950-1: 2006 + A1: 2010 + A2: 2013	Safety. Information technology equipment
IEC 62368-1: 2020	Safety. Audio/video, information and communication technology equipment
IEC 61000-6-4: 2019	Generic emission standard
IEC 61000-6-2: 2019	Generic immunity standard

CE marking year: **2003**; UKCA marking year: **2021**

### Notes:

For the fulfillment of this declaration the product must be used only for the aim that has been conceived, considering the limitations established in the instructions manual or datasheet.

L'Hospitalet de Llobregat, 12-04-2022

Albert Sole  
Technical Director

**PREMIUM S.A.** is an ISO9001 and ISO14001  
certified company by **Bureau Veritas**